




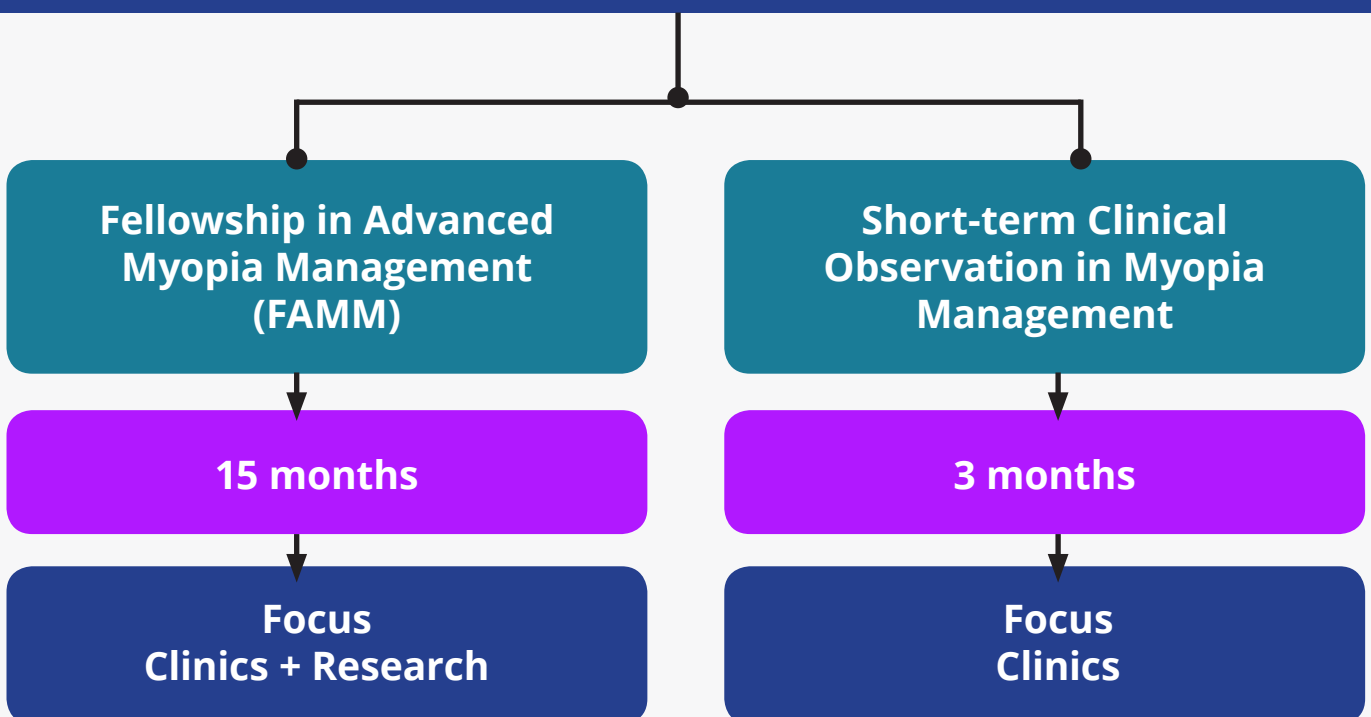
LV Prasad Eye Institute

# Infor Myopia Centre

(Prevention & Control of Myopia)



## Training Programs in Myopia at LVPEI



## About Myopia Centre:

L V Prasad Eye Institute (LVPEI) is one of very few institutes in the world to have a dedicated Myopia Centre (courtesy - Infor (India) Pvt. Limited) and Myopia Research Laboratory to treat and investigate various aspects of myopia. The Myopia Centre for prevention and control, now inaugurated at LVPEI, is the first-of-its-kind in India focusing on all aspects of this big problem of blurred vision. Equipped with state-of-the-art technology, the centre provides holistic and evidence-based anti-myopia treatment to prevent the onset of myopia and reduce its progression in children and young adults.

## Why is this programme needed?

Five out of ten children (48%) living in urban India are likely to have myopia by 2050 if they do not take anti-myopia treatment. Two out of ten children with myopia (20%) in India have rapid myopia progression. If children develop myopia at a young age, its progression is rapid. About 4% of Indian myopes tend to have complications that can lead to permanent vision loss. There a need for trained specialist optometrists (clinicians and researchers) to tackle the myopia boom, controlling myopia progression and associated complications.

## Why join this program?

### Scope and future of myopia management practice

Myopia management is beyond providing refractive correction. Considering the myopia boom, rapidly evolving science in understanding and managing myopia and the future predictions, myopia management is evolving as a must-practice segment of Optometry. By 2050, one out of two school children are likely to become myopic in India, which along with the increasing risk of sight threatening conditions owing to pathological myopia, incur enormous economic burden to the family, society and country. A large number of practitioners and researchers focusing on myopia management are therefore required to respond to the challenges and thus the scope for optometrists is enormous.



## The Course Details

| Course Details   | Fellowship in Advanced Myopia Management (FAMM)   | Short-term Clinical Observation in Myopia Management  |
|--|---|---|
| <b>Location for 2023 - Hyderabad, KAR Campus</b>           |   |   |
| <b>1. Duration</b>   | 15 Months   | 3 Months  |
| <b>2. Enrollment and Commencement</b>                      | Yearly<br>April & October   | Quarterly<br>January, April, July, October  |
| <b>3. Last day to submit application for current round</b> | Mar 1 <sup>st</sup> & Sep 1 <sup>st</sup> , 2023<br>(Interview / Exam date: 15 <sup>th</sup> March 2023)  | Mar/Jun/Sep/Dec 1 <sup>st</sup> , 2023<br>(Interview / Exam date: 15 <sup>th</sup> Mar/Jun/Sep/Dec 2023)  |
| <b>4. Focus</b>  | Clinics (60%) + Research (40%)  | Clinical observation (100%)   |
| <b>5. Target candidates/ applicants</b>                    | Optometrists – Early career<br>(Wanting to pursue myopia management/ research as career)  | Optometrists - Experienced clinicians<br>(Wanting to enhance myopia management skills)  |
| <b>6. Seats per Batch</b>                                  | 02  | 02  |
| <b>7. Eligibility criteria</b>                             | Bachelor in Optometry   | Bachelor in Optometry + Minimum of 3 years of experience as a clinician<br><br>Should have basic knowledge of myopia management, CL fitting, ophthalmic diagnostic tests              |
| <b>8. Curriculum overview</b>                              | Pre-clinical training, extensive theory classes, hands-on sessions, clinical posting, independent myopia clinic, dedicated research days, case presentations and journal clubs                                | Observation, clinical rotations, dedicated lecture/learning days, case presentations  |
| <b>9. Application fee</b>                                  | 1180 INR (including GST) for Indians and SAARC member countries<br>50 USD for international candidates  | 1180 INR (including GST) for Indians and SAARC member countries<br>50 USD for international candidates  |
| <b>10. Course fee</b>                                      | 1,47,500 INR (including GST) for Indians and SAARC member countries<br>5000 USD for international candidates  | 1,18,000 INR (including GST) for Indians and SAARC member countries<br>3000 USD for international candidates  |
| <b>11. Stipend:</b>  | Only for indian & SAARC countries candidates - INR 5000/month   | Not applicable  |
| <b>12. Clinical Rotation</b>                               | <ul style="list-style-type: none"> <li>Myopia clinic</li> <li>Contact lens clinic</li> <li>Paediatric clinic</li> <li>Refractive surgery clinic</li> <li>Comprehensive clinic</li> <li>Diagnostics</li> </ul> | <b>Participation only by observation</b> <ul style="list-style-type: none"> <li>Myopia clinic</li> <li>Contact lens clinic</li> <li>Paediatric clinic</li> <li>Diagnostics</li> </ul> |

## Fellowship in Advanced Myopia Management (FAMM)

### By the end of Fellowship, what will a trainee learn?

- Able to set-up independent myopia practice
- Elicit specific history relevant to understand myopia development and progression
- Perform complex refraction, related to high myopia, irregular cornea, etc
- Identify stable and progressive myopia, and categorise progressive myopia into slow and rapid progression
- Identify signs and symptoms of pathologic myopia and refer to appropriate specialist for comprehensive myopia management
- Able to differentiate axial myopia from pseudomyopia, curvatural myopia, index myopia and positional myopia
- Able to conduct the speciality examination needed to assess risk of myopia progression
- Understand the risk factor of myopia development and utilize all the above information to design/provide a personalized treatment plan to each of the patients
- Manage both paediatric and adult-onset myopia
- Interpret different types of advanced imaging technologies used in comprehensive myopia management:

#### Example:

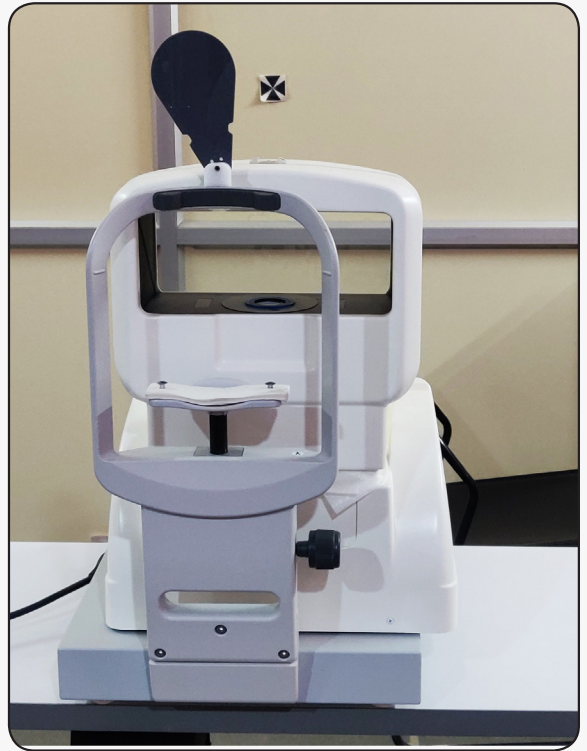
- Non-contact biometry
- Ultrasound A-scan
- Open field auto-refractor – for peripheral refraction
- Corneal topography
- Fundus photo
- Anterior and posterior segment OCT
- Understand principles and prescribe different spectacle based and contact lens based myopia control treatment options
- Fit and prescribe Ortho-K lenses as a part of myopia management
- Work closely with ophthalmologists to prescribe pharmacological strategies of myopia management
- Counsel parents and children for myopia management
- Critically appraise journal articles and practice evidence-based myopia management
- Understand concepts and various theories related to myopiogenesis
- Get exposure to cutting-edge research and technology in myopia
- Conduct myopia related research
- Write research protocols
- Perform data collection, data analyses and interpretation
- Write scientific manuscript for publication in national and international peer-reviewed journals
- Able to pursue career/PhD in myopia research
- Be a part of the organizing committee of Indian Myopia Awareness & Research Conference (IMARC) and present the research work

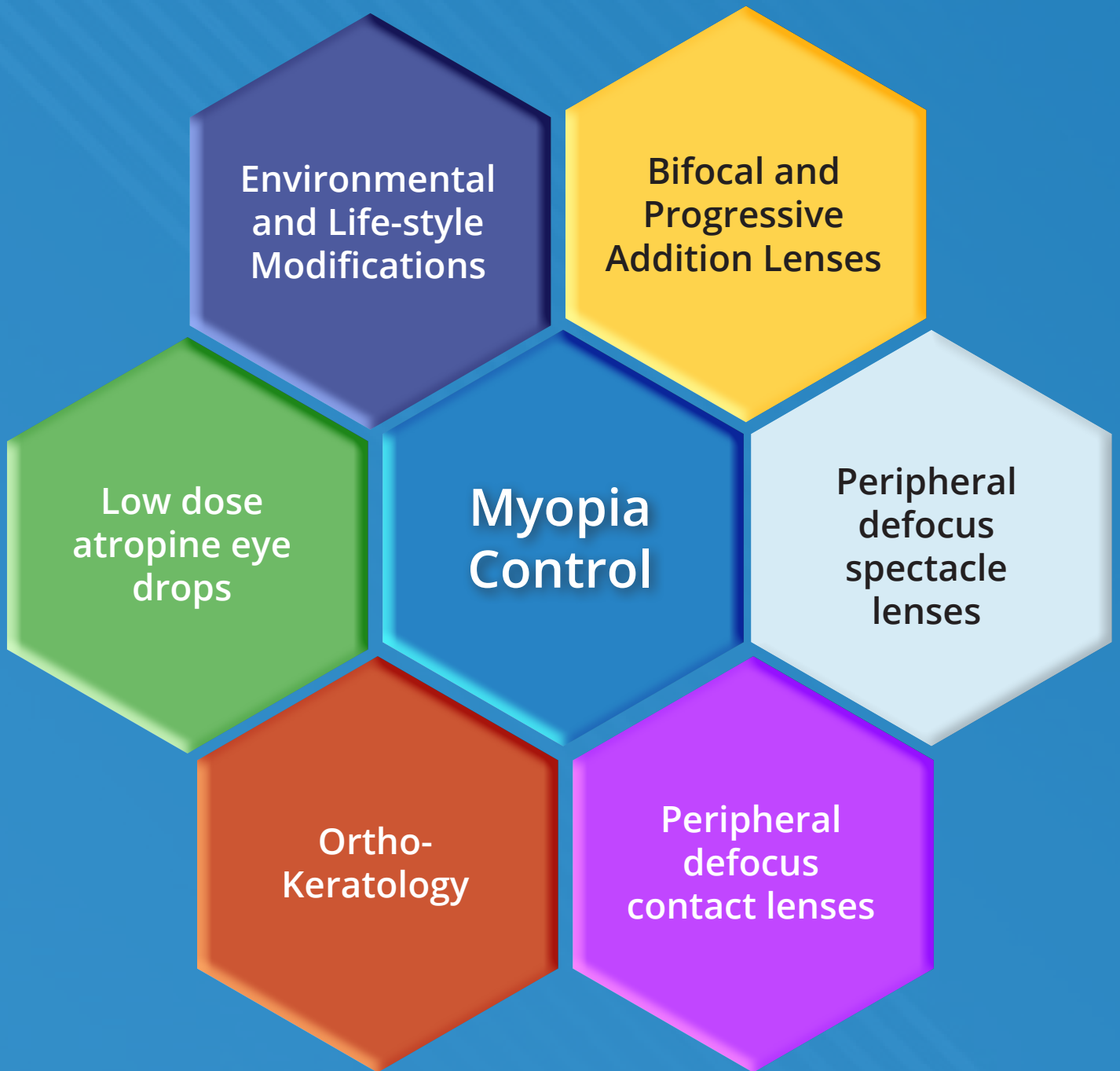
## Short-term clinical observation in myopia management

### Goal of observership

To upgrade the skills of experienced practicing optometrists to

- Understand the overall concept of myopia management
- Understand the myopia management strategies for both children and adults
- Understand how to apply diagnostic findings to clinical application
- Understand counselling for myopia management
- Start or incorporate myopia management in regular clinical practice
- Practice evidence-based myopia management
- Elicit specific history relevant to understand myopia development and progression
- Understand and perform speciality examination needed to assess the risk of myopia progression





*Different strategies for myopia management*

## Examination details

### Entrance

- Application with curriculum vitae and letter of intent
- Entrance test - MCQs
- Practical exam - Comprehensive eye examination
- Verbal interview

### Exit

- Written and practical exams (case handling)
- Presentation of research study

## Additional values of certificate (15 months training)

- Trainee will be able to tag their name with the qualification: FLVPEI - FAMM
- Trainee can be an organizing member of Indian Myopia Awareness and Research Conference (IMARC)
- Trainee can get into the myopia speciality group of India

#### Hyderabad

Kallam Anji Reddy Campus  
L V Prasad Marg, Banjara Hills  
Hyderabad - 500 034  
Telangana, India

#### Bhubaneswar

Patia  
Bhubaneswar - 751 024  
Odisha, India

#### Visakhapatnam

GMR Varalakshmi Campus  
11-113/1, Hanumanthawaka  
Junction  
Visakhapatnam - 530 040  
Andhra Pradesh, India

#### Vijayawada

Kode Venkatadri  
Chowdary Campus  
Tadigadapa  
Vijayawada - 521 137  
Andhra Pradesh, India

Follow us on



To know more about us, reach us at:

☎ 7893905320 / 9908271732

✉ bhiovs@lvpei.org / rajesh@lvpei.org

🌐 www.lvpei.org